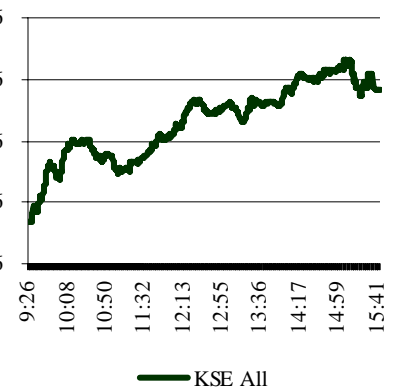
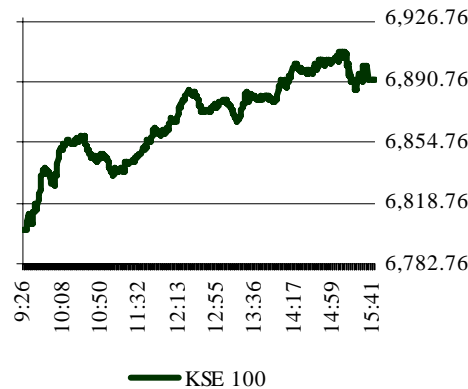
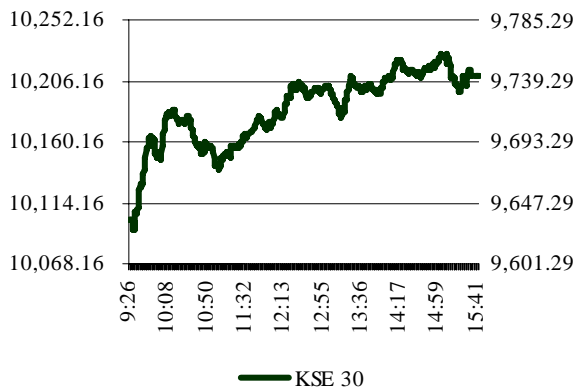


### Market Summary

	KSE 30	KSE 100	KSE ALL
Current Index	10,210.88	9,740.19	6,885.50
Previous Index	10,101.48	9,626.29	6,807.76
Net Change Points	109.40	113.90	77.74
Net Change Percentage	1.08%	1.18%	1.14%
Turnover (mn)	66.92	125.60	174.31
Traded Value (bn)	4.60	5.30	5.58
Mkt Cap.(PKR bn)	1,810.61	2,545.55	2,784.25
Mkt Cap.(US\$ bn)	21.40	30.09	32.91

### Top Eight Sector Wise Volume (mn)

Sectors	Turnover
Chemicals	33.64
Banks	28.25
Construction and Materials	22.09
Financial Services	18.35
Fixed Line Telecommunication	13.11
Oil and Gas	8.74
Personal Goods	8.19
Electricity	5.24



### Top Five Companies by Index Points

Symbol	Open	Close	Index Point	Volume
HBL	123.09	126.91	13.31	490,834
UBL	64.56	66.81	9.58	3,759,720
OGDC	117.61	118.1	8.06	1,123,144
LOTPTA	10.11	11.11	5.79	27,211,468
MCB	216.43	218.41	5.24	1,630,905

### Top Five Volume Leaders

Symbol	Open	Close	Change	Volume
LOTPTA	10.11	11.11	1.00	27,211,468
FATIMA	12.96	13.34	0.38	20,170,750
WTL	4.57	4.86	0.29	10,783,397
JSCL	23.20	23.77	0.57	8,067,758
LPCL	3.51	4.00	0.49	6,810,887

### Top Five Price Gainers

Symbol	Open	Close	Change	Volume
BATA	684.20	714.90	30.70	4
FZTM	392.50	410.00	17.50	3
MTL	453.69	469.30	15.61	100,696
NRL	164.79	172.95	8.16	96,466
APL	350.08	357.62	7.54	163,596

### Top Five Price Losers

Symbol	Open	Close	Change	Volume
ULEVER	2,817.46	2,701.30	(116.16)	8,914
WYETH	1,025.00	982.16	(42.84)	222
TREET	588.03	558.63	(29.40)	53,016
COLG	399.00	390.00	(9.00)	1,420
HINO	169.99	163.00	(6.99)	20